



Huron
AT WESTERN

GENDER-BASED SEXUAL VIOLENCE TRAINING

GUIDEBOOK 2026



Note: This guide is for all students who are **new to Huron as of September 2026** (including transfer students). This training is **mandatory** to be able to participate in Orientation Week. Information may be updated/subject to change as more information becomes available.





UNDRESSING CONSENT


INFORMATION ABOUT THE TRAINING

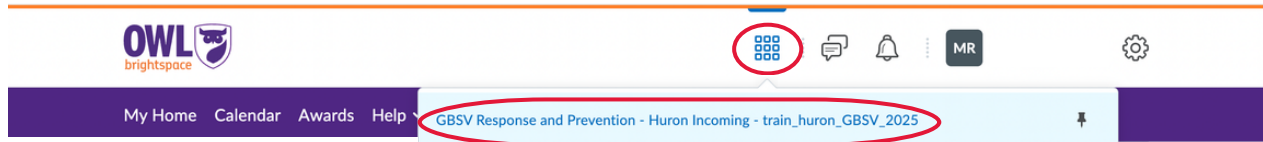
- This is a 90-minute skill-building seminar that encourages reflection on consent communication, sexual violence, and its impact on the community.
- Sessions are split by gender identity: 1) men or 2) women/non-binary.
- There is a registration cap for each session, so be sure to **register ASAP** to ensure you get a spot at your desired day/time.
- This training is most effective with student engagement. We encourage you to come ready to participate. However, you will not be required to share anything you do not want to share.
- You must have your **camera on**. As much as possible, please ensure you are in a private space. If this is not feasible, please use headphones.
- There will be people in the session with varying levels of experience and knowledge, but everyone can benefit from the training content.
- You may experience discomfort during this training because we will be discussing issues that are rooted in our beliefs and values, as well as topics that frequently go unspoken. Discomfort is not the same as being triggered. You can, of course, leave the Zoom session if you feel unable to continue. Please send a private message to the facilitator letting them know. If you feel triggered, support will be available.

REGISTERING FOR UNDRRESSING CONSENT

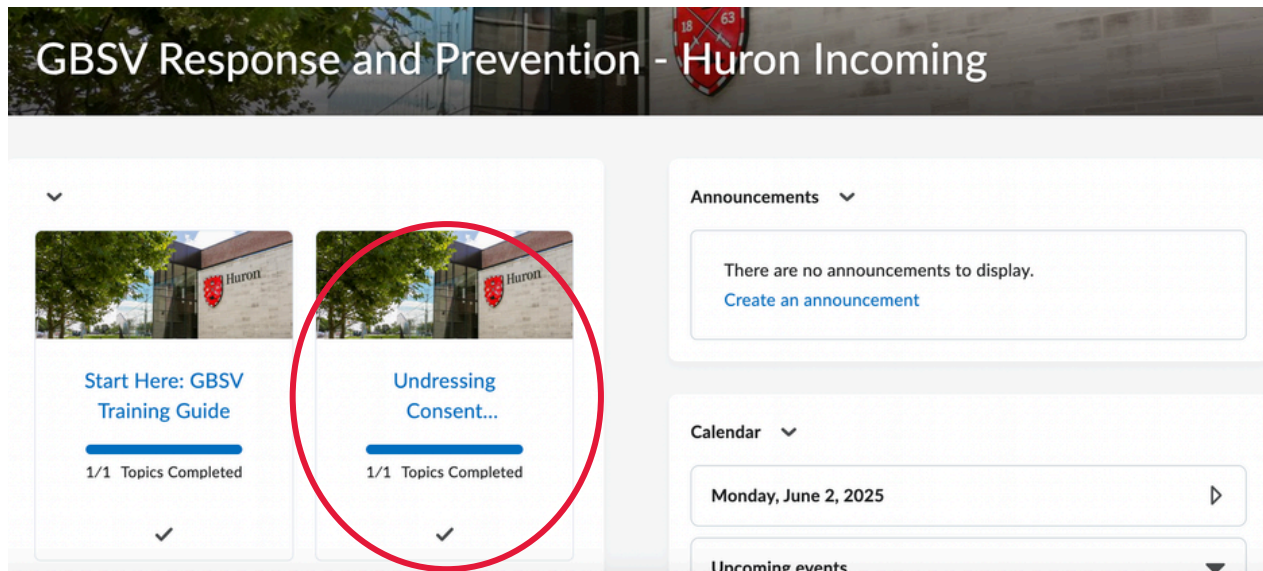
1. Head to [Brightspace](#).
2. Login using your **Western credentials** (your User ID is the portion before @uwo.ca in your UWO Email).

REGISTERING FOR UNDRESSING CONSENT CONTINUED

3. At the top of the page, click the  icon and select “GBSV Response and Prevention - Huron Incoming.”



4. Select “Undressing Consent.”



5. Click the registration link for the date and time that works best for you (note: all sessions are in Eastern Standard Time – EST).

6. Be sure to take a look at the **gender identity** that each session is set up for and register accordingly.

PREPARING FOR UNDRESSING CONSENT

- Ensure your Zoom application is downloaded and up to date.
- Prior to joining the session, open a browser and go to westernuniversity.zoom.us. Login with your UWO account information. This will authenticate your credentials as **you cannot use your personal email address**. You can then go back to the zoom link and join the meeting.
- Be sure to have your **Student ID Number** on hand as it will be used to track completion. You can find it here on your Huron Application Portal.





PREPARING FOR UNDRESSING CONSENT CONTINUED

- Attendance for the full 90 minutes is mandatory. If you are late or leave the training for a prolonged period, you must register for a new session at a future date.
- You must have your camera on or you will be removed from the session by the instructor and will need to register for another session at a future date.
- These are important, sensitive topics; please be respectful of other students and the facilitators. You will be removed for inappropriate behavior.

JOINING THE UNDRESSING CONSENT SESSION

- Find the Zoom link in an email sent to your UWO Email.
- Prior to joining the session open a browser and go to westernuniversity.zoom.us and login with your UWO account information (ID and password). This will authenticate your credentials.
- You can then go back to the Zoom link and join the meeting.
- You must use your Western Account to join the Zoom meeting. You will not be permitted to join if you are using your personal email.

COMPLETING UNDRESSING CONSENT

- Attendance will be taken at the end of the training session.
- If you have completed the form at the end of the training, we have noted your completion.
- You will receive an email confirming your participation after completing the session.

FAQ

Q: Where do I find the Zoom link?

A: The zoom link will be emailed to your UWO email address.

Q: How do I join the session?

A: Prior to joining the session, open a browser and go to westernuniversity.zoom.us. Login with your UWO account information (ID and password). This will authenticate your credentials. You can then go back to the zoom link and join the meeting.

Q: Zoom isn't letting me join?

A: If zoom isn't letting you join, you are likely not using your UWO email, which is required for this training. Follow the instructions above, and if you have any questions or concerns about your Zoom account, please reach out to [Western Help Desk](#).

Q: I am seeing "Please wait, the meeting host will let you in soon"

A: If you are running late to the session, after approximately 5 minutes, the entry to the training closes, and you must register for a new session at a future date.

Q: I have been kicked out due to technical difficulties?

A: You must have a stable internet connection to participate seamlessly. Please try to reconnect to the session. If you are not able to get back into the session, please register for a new session at a future date. If you have any questions or concerns about your Zoom account, or don't know why you had technical difficulties, please reach out to [Western Help Desk](#).

Q: I have been removed by the facilitator?

A: If you were removed, it is likely because the expectations of the session were not met. Please review the important instructions for this training above. You will have to sign up for a new session at a future date.

**WANT TO LEARN MORE ABOUT GENDER-BASED
SEXUAL VIOLENCE PREVENTION?**

Huron's [GBSV Website](#)

HAVE FURTHER QUESTIONS?

If you have any questions, please email GBSVtraining@huron.uwo.ca

LEADERSHIP
with
heart



Huron
AT WESTERN

1349 Western Rd. London, ON Canada N6G 1H3

huronu.ca | [@huronuni](https://twitter.com/huronuni)